

Data sheet SHB Sample Holder Base as support for SHT, SHR and SHA



Sample Holder Base SHB

1. Base structure SHB

All sample holders for the internal sample compartment use the same base structure which is provided with the sample holder for transmission measurements / comes with every TDS system. This structure allows you to change the position of the sample holder in two axes, rotate it or change the slope in relation to the THz beam.




Figure 1: Base structure for internal sample holder.

In order to adjust the position and orientation you have four options:

- Use screw #1 to change the slope of the stage
- Loosen set screw #2 in order to rotate the stage horizontally
- Loosen set screw #3 and use knurled screw #5 to move the stage vertically
- Use screw #4 in order to move the stage horizontally

Please remember to fasten screws #2 and #3 in case you loosened them to adjust the stage.

2. SHB with sample holders SHT, SHR, SHA

The base structure is designed for the internal sample compartment of the TDS systems but it may be mounted to any other optical table / breadboard with a 25 mm grid of M6 mounting holes. The center height of the THz beam should be about 100 mm in order for the sample holders to work. However, the base structure rests on four 40 mm 1/2" posts from Thorlabs which may be replaced by longer versions in case your THz beam runs on a higher level.

If you purchased the sample holder for transmission with the base structure for a self built THz setup you need to detach the upper half by loosening the set screw #3 (enables the vertical displacement). Then you can detach the posts from the base structure, mount them to the bread board and put the base structure back together.




Figure 2: Disassembled base structure for mounting the posts to the breadboard.


The sample holder base serves as support for sample holder transmission (SHT), sample holder reflection (SHR) and sample holder attenuated total reflection (SHA). It allows the accurate adjustment of the sample holders with respect to the THz beam.



SHB + SHT



SHB + SHR



SHB + SHA

Dimensions and weight

Dimensions (LxWxH) 110 mm x 100 mm x 76 - 85 mm

Weight 1.7 kg

Contact

If you have any further questions or remarks, please do not hesitate to contact us.

BATOP GmbH
Stockholmer Str. 14
D-07747 Jena
Germany

e-mail: info@batop.de

Tel.: +49 3641 634009 0
Fax.: +49 3641 634009 20